

STUDY OF A HEART ATTACK CHART

Analyzing a Chart Thru the KAS Worksheet Program

In this chart study, we will analyze the chart of one of our members, Sandy Crowther and use her chart to see how the event of her husband's heart attack played itself out on June 11, 2005. We will also briefly take a look at his chart as well. Ideally, to better understand and follow along with this lesson, please enter the following birth data into the KAS program. The ascendant should match up as 6 Pis 43.

Sandy Crowther
Nov. 15, 1949
2:10 PM (EST 5:00)
Greenfield, Massachusetts
42 N 35
72W 36

Fig. 1 – Sandy's Natal Data Entry Form

Name:	First/Last:	<input type="text" value="Sandy Crowther"/>				
Birthdate:	Day:	<input type="text" value="15"/>	Month:	<input type="text" value="Nov"/>	Year:	<input type="text" value="1949"/>
BirthTime:	Hour:	<input type="text" value="14"/>	Minute:	<input type="text" value="10"/>	Seconds:	<input type="text" value="0"/>
Place:	City/State:	<input type="text" value="Greensfield"/>	<input type="text" value="MASS"/>	Weekday:	<input type="text" value="Tuesday"/>	
Latitude:	Degrees:	<input type="text" value="42"/>	Minutes:	<input type="text" value="35"/>	North/South:	<input type="text" value="N"/>
Longitude:	Degrees:	<input type="text" value="72"/>	Minutes:	<input type="text" value="36"/>	West/East:	<input type="text" value="W"/>
Daylight Savings Time:	Select Yes or No:	<input type="text" value="No"/>		+	Time Zone:	<input type="text" value="EST +05:00"/>
Preferences:	Click desired chart style preference:	<input type="text" value="Southern"/>		<input type="text" value="Northern"/>		

On the day of June 11, 2005, Sandy's husband, Frank, was working on his boat at the nearby Marina where they have it docked in the summertime. Around 1 pm that afternoon, he started feeling as though he had a bad case of indigestion and a heaviness in his chest area that just didn't feel right. He called up Sandy and let her know that he'd be home soon as he wasn't feeling too well, but he had to fix the anchor first. So, around 4 pm he walked in the house and when Sandy asked how he was feeling, he told her that the indigestion was getting worse and that he had a slight pain in his chest. She told him to take an antacid and if that didn't work within a few minutes, they were going to the hospital. He took some, but as he was walking out of the bathroom, Sandy just looked at his face and intuitively

knew that there was something much more seriously wrong than just a bad case of indigestion and made a decision to take him to the hospital immediately against his protests to do so. This was about 5pm. As it turned out, her decision to do so saved his life as the doctor later told her that he was in the midst of having a heart attack and had she waited a few more hours, he would've died that night.

So how does her chart reflect this event and the mindset that was present in order to make the right decision at the right time in order to save her husband? In the first illustration (Fig 1), you can see that on the day of June 11, 2005, Sandy's dasa period was Jupiter – Rahu. (If you're using the KAS program, just click on the NatalDasas tab at the bottom in order to go there and enter the date June 11, 2005).

Fig. 2 – Sandy's Dasa period

NATAL DASA TABLES									
MAHADASA (MAIN PERIOD)			ANTARDASA (SUB PERIOD)			SECTOR			
Enter Transit Date: 11-Jun-05									
Mahadasa	Start	To	Antardasha	Start	To	SECTORS	2003-Aug-26	2006-Jan-19	
Sun	1949-Jan-19	1955-Jan-19	Jupiter	1990-Jan-19	1992-Mar-08	Sector 1	2003-Aug-26	2004-Jun-13	
Moon	1955-Jan-19	1965-Jan-19	Saturn	1992-Mar-08	1994-Sep-19	Sector 2	2004-Jun-13	2005-Apr-01	
Mars	1965-Jan-19	1972-Jan-19	Mercury	1994-Sep-19	1996-Dec-25	Sector 3	2005-Apr-01	2006-Jan-19	
Rahu	1972-Jan-19	1990-Jan-19	Ketu	1996-Dec-25	1997-Dec-01				
Jupiter	1990-Jan-19	2006-Jan-19	Venus	1997-Dec-01	2000-Aug-01				
Saturn	2006-Jan-19	2025-Jan-18	Sun	2000-Aug-01	2001-May-20				
Mercury	2025-Jan-18	2042-Jan-18	Moon	2001-May-20	2002-Sep-19				
Ketu	2042-Jan-18	2049-Jan-18	Mars	2002-Sep-19	2003-Aug-26				
Venus	2049-Jan-18	2069-Jan-18	Rahu	2003-Aug-26	2006-Jan-19				

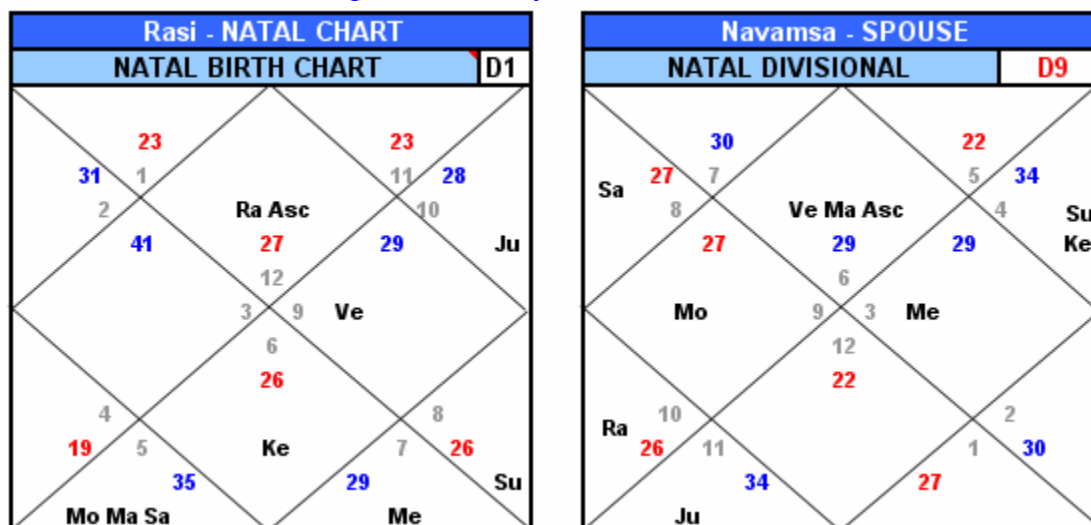
[Go to Natal Dasas Full](#)
[Back to Southern Chart](#)
[Back to Northern Chart](#)

In the next chart (Fig3A), you will see her natal & navamsa charts. Since she's in a Ju-Ra dasa, We know that Jupiter becomes Samdharmi for Saturn since it is in the Navamsa of Saturn. Now we need to find out who Rahu acts as Samdharmi for.

Fig. 3A – Sandy's Southern Chart

Rasi- NATAL CHART				Navamsa - SPOUSE									
7				D9									
1	27	2	23	3	31	4	41						
Asc Ra													
12	23	<table border="1"> <tr> <td>E</td> <td>A</td> </tr> <tr> <td>C</td> <td>D</td> </tr> <tr> <td></td> <td>B</td> </tr> </table>		E	A	C	D		B	5	19		
E	A												
C	D												
	B												
11	28			6	35								
Ju				Mo Ma Sa									
10	29	9	26	8	29	7	26						
Ve		Su		Me		Ke							
7	22	8	27	9	30	10	29						
							Me						
6	34	Natal Divisional Chart				11	34						
Ju						Su Ke							
5	26					12	22						
Ra													
4	27	3	27	2	30	1	29						
Mo		Sa				Asc Ma Ve							

Fig. 3B – Sandy's Northern Chart



In the next illustration (Fig 4), it will show you the natal chart data as well as the bindu strengths for each natal planet in her chart and the Mahadasa planets.

Fig.4 – Sandy's Birth Data

NATAL BINDUS	SU	MO	MA	ME	JU	VE	SA
→	5	6	5	4	6	5	3

TRANSIT DATE IS: 11-Jun-05

NATAL CHART DATA				NATAL DASA SUMMARY			
Planet	Degrees	Nakshatra	Lord	Navamsa	Mahadasa	Start	To
As	6 Pi 43	U.Bhadrapada	Sa	Vi	Sun	1949-Jan-19	1955-Jan-19
Su	0 Sc 50	Visakha	Ju	Cn	Moon	1955-Jan-19	1965-Jan-19
Mo	28 Le 29	U.Phalguni	Su	Sg	Mars	1965-Jan-19	1972-Jan-19
Ma	18 Le 37	P.Phalguni	Ve	Vi	Rahu	1972-Jan-19	1990-Jan-19
Me	27 Li 16	Visakha	Ju	Ge	Jupiter	1990-Jan-19	2006-Jan-19
Ju	5 Cp 6	U.Asadha	Su	Aq	Saturn	2006-Jan-19	2025-Jan-18
Ve	17 Sg 56	P.Asadha	Ve	Vi	Mercury	2025-Jan-18	2042-Jan-18
Sa	25 Le 26	P.Phalguni	Ve	Sc	Ketu	2042-Jan-18	2049-Jan-18
Ra	22 Pi 18	Revati	Me	Cp	Venus	2049-Jan-18	2069-Jan-18
Ke	22 Vi 18	Hasta	Mo	Cn			

We know that Rahu becomes Samdharmi to Mercury and Jupiter because it resides in Pisces who is owned by Jupiter and Rahu's Nakshatra lord is Mercury. The next step is to find out which one of these two planets will Rahu act more like? Jupiter? or Mercury? So we proceed to the Summary page of the worksheet as shown in the next illustration. (Fig 5A and 5B.)

Fig.5A – SAV Table

	Name	Pi	Ar	Ta	Ge	Cn	Le	Vi	Li	Sc	Sg	Cp	Aq	
	Sign #	12	1	2	3	4	5	6	7	8	9	10	11	
	House	1	2	3	4	5	6	7	8	9	10	11	12	
Sun	9	3	2	7	8	2	5	5	1	5	3	2	5	48
Moon	6	1	5	5	5	2	6	3	6	1	5	7	3	49
Mars	6	5	2	4	4	1	5	2	3	4	3	3	3	39
Mercury	8	7	5	3	6	3	6	5	4	4	4	3	4	54
Jupiter	11	4	4	3	5	5	6	5	4	5	4	6	5	56
Venus	10	5	5	3	6	4	4	4	7	4	5	3	2	52
Saturn	6	2	0	6	7	2	3	2	4	3	5	4	1	39
Totals		27	23	31	41	19	35	26	29	26	29	28	23	337

Fig.5B – Summary Table

Hse	SAV Pt	Su	Mo	Ma	Me	Ju	Ve	Sa	L12	FK	NK	D	E	3	6	10	11	Totals
1	27	6	15	9	14	18	21	14	Sa	Ve	Ma	Ju	Su	31	35	29	28	97
2	23	7	12	6	25	15	13	23	Ju	Ma	Ju	Sa	Me	41	26	28	23	101
3	31	5	13	9	17	0	17	38	Ma	Ju	Sa	Sa	Ve	19	29	23	27	99
4	41	16	18	15	18	20	11	31	Ve	Sa	Sa	Ju	Ma	35	26	27	23	129
5	19	12	0	13	16	20	15	23	Me	Sa	Ju	Ma	Ju	26	29	23	31	99
6	35	6	12	8	22	20	19	26	Mo	Ju	Ma	Ve	Sa	29	28	31	41	113
7	26	4	15	7	38	9	12	11	Su	Ma	Ve	Me	Sa	26	23	41	19	96
8	29	3	19	5	16	17	12	39	Me	Ve	Me	Mo	Ju	29	27	19	35	111
9	26	21	13	23	22	14	10	28	Ve	Me	Mo	Su	Ma	28	23	35	26	131
10	29	2	12	6	35	7	19	14	Ma	Mo	Su	Me	Ve	23	31	26	29	95
11	28	4	18	12	22	9	15	32	Ju	Su	Me	Ve	Me	27	41	29	26	112
12	23	23	16	14	15	9	7	28	Sa	Me	Ve	Ma	Mo	23	19	26	29	112

In the top SAV chart of the Worksheet's Summary page (Fig 5A), we refer to the first house where Rahu resides in the natal chart and then check the point strengths for both Mercury and Jupiter. It is highlighted in a drop shadow to make it easier to spot. You can see that Mercury has 7 points, while Jupiter has only 4. Therefore, Mercury is the stronger of the two planets.

Since we're focusing on Sandy's husband, it concerns her 7th house of the spouse. If we look further at the point strength of Mercury in the Summary Table (Fig.5B), we can see that it has a whopping 38 points as compared to Jupiter which has a mere 9 points and comes in way under the average point spread of

12. This further attests to the fact that Mercury will be the planet that Rahu represents the strongest for her 7th house issues. It is also, overall, the strongest over Jupiter in the majority of her other houses as well. In the above illustration (Fig 5B), Mercury has already been entered as the sub period planet in the Summary Table and highlights all the houses (in green) in her natal chart that will be a major source of focus during this dasa period. As you can see, her 2nd house of worry is highlighted by Mercury as it is House E. (look in the orange column). Compare Mercury to Jupiter in this house and you can see that it has 25 points to Jupiter's 15. Mercury also lights up her 7th house as House D as well as her 10th and 11th houses, where again it comes way ahead of Jupiter in point strength.

We can now see that her 2nd, 7th and 11th houses deal with her marriage, her best friend and lover. Looking at her chart, we see that her 7th house becomes her husband Frank's 1st house as her spouse. This becomes a life and death issue for him, so we count 8 houses from her 7th (his 1st), to her 2nd house of worry (which is the same as his 8th house of life and death issues). So we can interpret this as her worry over her husband's health and having to make a life or death decision for him in the knick of time. The 11th house has Jupiter, the Mahadasa planet residing in it and is ruled by Saturn which goes to the 6th house of health and links in the worries about her husband, to his health. If you look at the Summary page, you will notice too that Saturn also becomes House E for the 7th house of the spouse, but since it has less points (only 11), its natural Samdharmi, Venus can come forward to give the result. Venus becomes House D as well for the 6th house of health.

So we know that Rahu becomes Samdharmi for Mercury. Mercury rules the 7th house. Jupiter is in the 11th house, which is ruled by Saturn. Saturn goes to the 6th house where it lies with the Moon and Mars. The 6th house is ruled by the Sun and the Sun goes to the 9th house, which is 3rd house from her 7th (spouse), indicating a possible separation from her husband thru death.

In the KAS system a heart attack is treated as an accident. The 4th house acts as karaka for a heart attack, so the 10th house in Sandy's chart is the same as the 4th house for her husband. (4th from the 7th, her spouse). In looking at her husband's natal chart, his 4th house is ruled by Mars and if either the Sun or Mars are in the 4th or 5th house in a person's chart or connected to either of these houses thru their lords, it can be an indicator of heart problems or heart disease when the transits hit.

Below is the chart of Frank Crowther, Sandy's husband. (Fig 6A, 6B). His birth data is as follows:

Frank Crowther
Jan 6, 1949
8:46 PM EST
Northampton, Massachusetts
72 W 38 / 42 N 19

Fig. 6A – Frank's Southern Chart

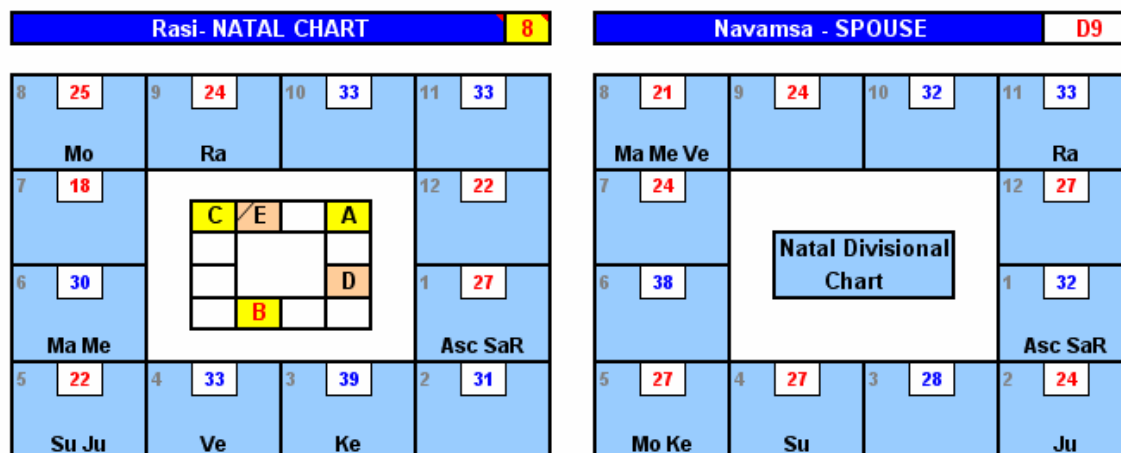


Fig. 6B – Frank's Northern Chart

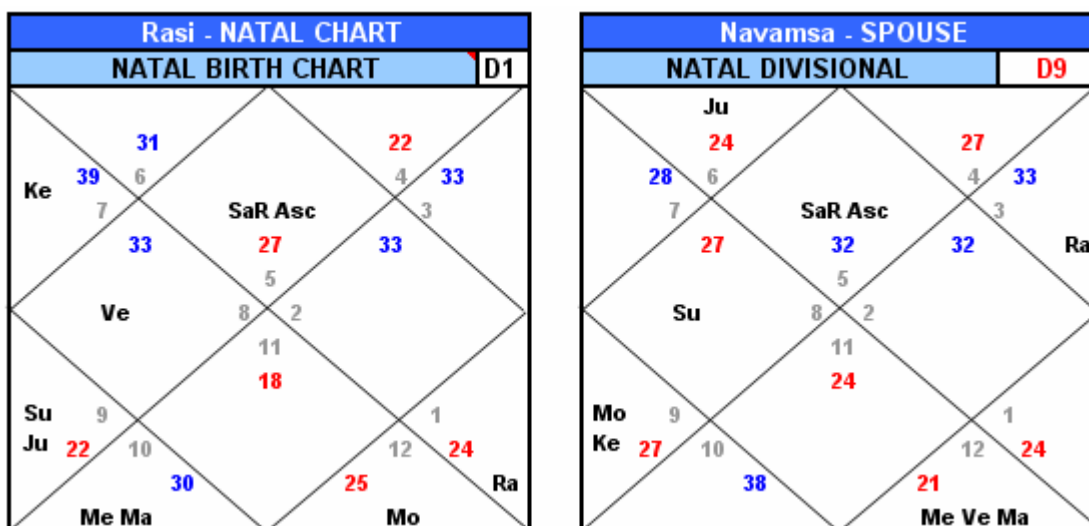


Fig. 6C – Frank's Birth Data

Planet	Degrees	Nakshatra	Lord	Navamsa
As	14 Le 30	P.Phalguni	Ve	Le
Su	24 Sg 12	P.Asadha	Ve	Sc
Mo	19 Pi 38	Revati	Me	Sg
Ma	9 Cp 35	U.Asadha	Su	Pi
Me	8 Cp 52	U.Asadha	Su	Pi
Ju	19 Sg 32	P.Asadha	Ve	Vi
Ve	29 Sc 53	Jyestha	Me	Pi
SaR	13 Le 33	P.Phalguni	Ve	Le
Ra	8 Ar 52	Aswini	Ke	Ge
Ke	8 Li 52	Swati	Ra	Sg

Fig. 6D – Frank's Dasa Period

MAHADASA (MAIN PERIOD)			ANTARDASA (SUB PERIOD)			SECTOR		
Enter Transit Date: 11-Jun-05								
Mahadasa	Start	To	Antardasha	Start	To	SECTORS	2005-Mar-25	2005-Aug-21
Mercury	1945-Mar-25	1962-Mar-25	Mars	2005-Mar-25	2005-Aug-21	Sector 1	2005-Mar-25	2005-May-13
Ketu	1962-Mar-25	1969-Mar-25	Rahu	2005-Aug-21	2006-Sep-08	Sector 2	2005-May-13	2005-Jul-02
Venus	1969-Mar-25	1989-Mar-25	Jupiter	2006-Sep-08	2007-Aug-15	Sector 3	2005-Jul-02	2005-Aug-21
Sun	1989-Mar-25	1995-Mar-25	Saturn	2007-Aug-15	2008-Sep-23	Go to Natal Dasas Full		
Moon	1995-Mar-25	2005-Mar-25	Mercury	2008-Sep-23	2009-Sep-20	Back to Southern Chart		
Mars	2005-Mar-25	2012-Mar-24	Ketu	2009-Sep-20	2010-Feb-16	Back to Northern Chart		
Rahu	2012-Mar-24	2030-Mar-25	Venus	2010-Feb-16	2011-Apr-19			
Jupiter	2030-Mar-25	2046-Mar-25	Sun	2011-Apr-19	2011-Aug-24			
Saturn	2046-Mar-25	2065-Mar-24	Moon	2011-Aug-24	2012-Mar-24			

A heart attack is governed by the Moon (heart), Mercury (nerves), Mars (blood and brain), Sun (brain and heart) and Rahu. If any three of these planets are activated and are linked up with the 4th house or its lord, the possibility of a heart attack or heart disease is very high. Planets in the 6th house can also activate or upset the function of the heart.

On June 11, 2005, Frank's dasa period was Mars-Mars. (Fig 6D)

Mars rules his natal 4th house of the heart and goes to his 6th house of health where it sits side by side with Mercury. The 6th house is ruled by Saturn who resides in his first house of self and is ruled by the Sun. The Sun goes to his 5th house natally and his 4th house of navamsa. (both heart houses).

Let's take a look at his Summary chart in Fig 7:

Fig.7 – Frank's Summary Table

Hse	SAV Pt	Su	Mo	Ma	Me	Ju	Ve	Sa	L12	FK	NK	D	E	3	6	10	11	Totals
1	27	11	11	11	17	7	18	27	Mo	Ju	Ma	Ve	Sa	39	30	33	33	102
2	31	12	6	15	19	13	11	25	Su	Ma	Ju	Me	Sa	33	18	33	22	101
3	39	14	25	14	13	17	4	42	Me	Ve	Sa	Mo	Ju	22	25	22	27	129
4	33	21	13	15	16	6	19	11	Ve	Me	Sa	Su	Ma	30	24	27	31	101
5	22	10	8	5	15	11	17	14	Ma	Mo	Ju	Me	Ve	18	33	31	39	80
6	30	15	14	18	20	8	14	25	Ju	Su	Ma	Ve	Me	25	33	39	33	114
7	18	15	18	15	13	10	20	21	Sa	Me	Ve	Ma	Mo	24	22	33	22	112
8	25	17	15	13	7	24	15	30	Sa	Ve	Me	Ju	Su	33	27	22	30	121
9	24	13	7	22	26	3	14	28	Ju	Ma	Mo	Sa	Me	33	31	30	18	113
10	33	13	9	9	13	13	18	29	Ma	Ju	Su	Sa	Ve	22	39	18	25	104
11	33	19	21	17	15	21	13	26	Ve	Sa	Me	Ju	Ma	27	33	25	24	132
12	22	9	10	18	8	25	13	28	Me	Sa	Ve	Ma	Ju	31	22	24	33	111

With Mars as his sub period lord lit up in green highlights, we can see that his 4th house (heart), 7th house (marriage), 11th house (circulation) and 12th house (hospitalizations) are all in focus at this time.

If we look at his daily points for this time period, we will see that he too has high points with Jupiter and Saturn points at below par 7. (see Figure 11). The daily points are increasing in an upward swing from June 11th onwards, so it reflects his circumstances and reinforces the very wise decision that was made by Sandy at this time in order to get him to the hospital as soon as possible.

Fig.8 – Frank's daily points

DAY	DATE	Sun	Moon	Mars	Mercury	Jupiter	Venus	Saturn	DAILY PTS.
Saturday	11-Jun-05	Ta	Cn	Pi	Ge	Vi	Ge	Cn	199
Sunday	12-Jun-05	Ta	Le	Pi	Ge	Vi	Ge	Cn	204
Monday	13-Jun-05	Ta	Le	Pi	Ge	Vi	Ge	Cn	204
Tuesday	14-Jun-05	Ge	Le	Pi	Ge	Vi	Ge	Cn	204
Wednesday	15-Jun-05	Ge	Vi	Pi	Ge	Vi	Ge	Cn	208
Thursday	16-Jun-05	Ge	Vi	Pi	Ge	Vi	Ge	Cn	208
Friday	17-Jun-05	Ge	Li	Pi	Ge	Vi	Ge	Cn	216

Next, let's take a look at the transits on the day of June 11, 2005 in the illustration below. (Fig 9). Make sure that when you are entering specific events for people that have a different location, from their place of birth, enter that location and even time in the Default Location page of the worksheet first. In Sandy's and Frank's case, this event took place where they both now live, which is:

Stevensville, Maryland - 5 PM (DST 4:00)
38 N 58 76 W 18

The page will look like this:

Fig. 9

Place:	City/State:	<input type="text" value="Stevensville"/>	<input type="text" value="MD"/>	Time:	<input type="text" value="17:00"/>	
Latitude:	Degrees:	<input type="text" value="38"/>	Minutes:	<input type="text" value="58"/>	North/South:	<input type="text" value="N"/>
Longitude:	Degrees:	<input type="text" value="76"/>	Minutes:	<input type="text" value="18"/>	West/East:	<input type="text" value="W"/>
Daylight Savings Time:	Select Yes or No:	<input type="text" value="Yes"/>		Time Zone:	<input type="text" value="EDT +04:00"/>	
Preferences:	Click desired chart style preference:		<input type="text" value="Southern"/>	<input type="text" value="Northern"/>		

Sandy's transiting Jupiter (Mahadasa planet) is passing thru her natal 7th house, ruled by Mercury, (remember, Rahu the sub period is Samdharmi to Mercury), highlighting spousal and marriage issues. Transiting Mercury goes thru Sandy's natal 4th house of possible endings. While in this house it joins up with transiting Venus who acts as a natural Samdharmi for Saturn thru Saturn's E House in the 7th (see Fig 5B). Mercury and Venus are both linked up thru the natal 8th house as well as natal Mercury resides in the house of Venus.

Fig. 10A – Frank's transits to natal

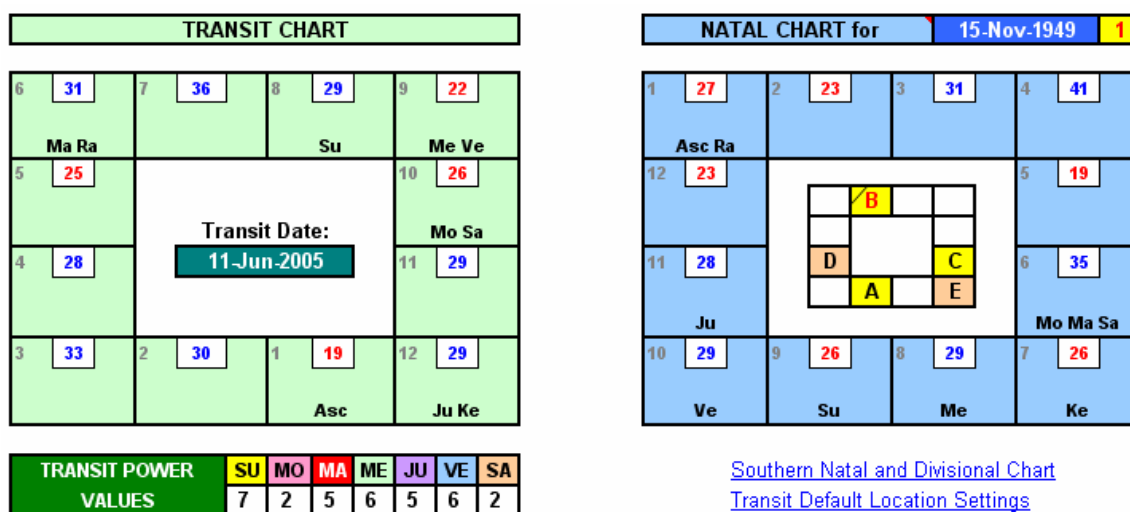


Fig. 10B – Frank's transit and natal data

Enter Transit Date:	11-Jun-05
Name of the Event:	

TRANSIT CHART DATA			
KAS Ayanamsa:		23:1:44	
Planet	Degrees	Nakshatra	Lord
As	18 Le 34	P.Phalguni	Ve
Su	27 Ta 47	Mrigashira	Ma
Mo	20 Cn 29	Aslesha	Me
Ma	6 Pi 40	U.Bhadrapada	Sa
Me	7 Ge 44	Ardra	Ra
Ju	15 Vi 57	Hasta	Mo
Ve	16 Ge 47	Ardra	Ra
Sa	2 Cn 40	Punarvasu	Ju
Ra	26 Pi 44	Revati	Me
Ke	26 Vi 44	Chitra	Ma

NATAL CHART DATA				
Planet	Degrees	Nakshatra	Lord	Navamsa
As	6 Pi 43	U.Bhadrapada	Sa	Vi
Su	0 Sc 50	Visakha	Ju	Cn
Mo	28 Le 29	U.Phalguni	Su	Sg
Ma	18 Le 37	P.Phalguni	Ve	Vi
Me	27 Li 16	Visakha	Ju	Ge
Ju	5 Cp 6	U.Asadha	Su	Aq
Ve	17 Sg 56	P.Asadha	Ve	Vi
Sa	25 Le 26	P.Phalguni	Ve	Sc
Ra	22 Pi 18	Revati	Me	Cp
Ke	22 Vi 18	Hasta	Mo	Cn

Fig. 11 – Sandy's daily points

Transit Mars over Zero Point House :	Clear
Transit Saturn over Zero Point House:	Clear
Jupiter's Transit Points:	5
Saturn's Transit Points:	2
Jupiter + Saturn's Points:	7
WEAK	COLOR CODE
	GOOD

Total SAV Points → 204

Under 196 Below par

196 Average Day

Over 196 Good Day

DAY	DATE	Sun	Moon	Mars	Mercury	Jupiter	Venus	Saturn	DAILY PTS.
Saturday	11-Jun-05	Ta	Cn	Pi	Ge	Vi	Ge	Cn	204
Sunday	12-Jun-05	Ta	Le	Pi	Ge	Vi	Ge	Cn	220
Monday	13-Jun-05	Ta	Le	Pi	Ge	Vi	Ge	Cn	220
Tuesday	14-Jun-05	Ge	Le	Pi	Ge	Vi	Ge	Cn	230
Wednesday	15-Jun-05	Ge	Vi	Pi	Ge	Vi	Ge	Cn	221
Thursday	16-Jun-05	Ge	Vi	Pi	Ge	Vi	Ge	Cn	221
Friday	17-Jun-05	Ge	Li	Pi	Ge	Vi	Ge	Cn	224

The Daily Points can be found in either the Transit Chart South or Transit Chart North pages in the KAS worksheet. In Sandy's chart for June 11th, you can see from the illustration in Fig.11 that her points were very high on that day. In spite of the crisis situation that she found herself, she was able to act clearly, promptly and decisively due to her high points that day and it reflected her ability to act in such a quick fashion providing the positive outcome with her actions also being reinforced by her points rising from 204 to 220 on an upward trend to 230 a few days later. If on this day her points were very low, she might not have had the proper frame of mind to make the timely decision she made in order to save his life and things would've turned out quite differently for the both of them. This is not to say that even on a high point day a person can't die. They certainly can! These daily points reflect more of the frame of mind that a person is in. It indicates the mood of the person backed by the strength of the Jupiter and Saturn points. In Sandy's case, her Jupiter and Saturn points were only 7, which reflected the downside of her mood and situation and yet the high daily points still gave her the presence of mind to make the right decision at the right time.

Another thing to look at is the PDF page in the KAS worksheet. This stands for Probable Date Finder. (Fig 12). As you can see when you enter the date June 11 into the lookup date, it highlights the planets Venus and Mars. Venus again acts as Samdharmi for Saturn. From July 6th -16th however, you can see that in the PDF table Mercury and Jupiter take over. Jupiter is her Mahadasa planet and if you look at her Summary Table (Fig 5B), you can see that Jupiter has 0 points in her 3rd house of initiatives. She needs to be very diligent and watchful as her points are on the low side, but especially on the 15th and 16th where they drop down to a low of 158 points. Mercury however will still be the stronger of the two, since it has 17 points in the 3rd to Jupiter's 0 points.

Fig. 12 – PDF Table

PROBABLE DATE FINDER TABLE

Lookup Date: 11-Jun Note

Then scroll down the list to find the corresponding planetary rulers for that time period.

Combinations of Significators	FROM	TO
Mars and Ketu	14-Apr	27-Apr
Mars and Venus	28-Apr	10-May
Mars and Sun	11-May	14-May
Venus and Sun	15-May	24-May
Venus and Moon	25-May	7-Jun
Venus and Mars	8-Jun	14-Jun
Mercury and Mars	15-Jun	21-Jun
Mercury and Rahu	22-Jun	5-Jul
Mercury and Jupiter	6-Jul	16-Jul
Moon and Jupiter	17-Jul	19-Jul
Moon and Saturn	20-Jul	2-Aug
Moon and Mercury	3-Aug	16-Aug

The planets on the left correspond to the constellations and their rulers and the probable date of the event according to the transit of the Sun. From this table we can easily find the date within a time period of 13 days for any event.

Simply look up the sub period on the left that corresponds to the particular date you enter in the top box.

Let's take a look now at Franks' transits on June 11, 2005 and see how they interact with his natal chart. (Fig 13A)

Fig. 13A – Franks' transits to natal

TRANSIT CHART

6	29	7	34	8	34	9	21
Ma Ra		Su				Me Ve	
5	27	Transit Date: 11-Jun-2005				10	26
4	27					11	29
Mo Sa		Asc				Ju Ke	
3	32	2	29	1	20	12	29

TRANSIT POWER	SU	MO	MA	ME	JU	VE	SA
VALUES	6	4	2	5	6	6	1

NATAL CHART for 6-Jan-1949 1

8	25	9	24	10	33	11	33												
Mo		Ra				12		22											
7	18	<table border="1" style="width: 100%; height: 100%; border-collapse: collapse;"> <tr><td style="background-color: #ffff00;">B</td><td></td><td></td></tr> <tr><td></td><td></td><td></td></tr> <tr><td style="background-color: #ff8c00;">D</td><td></td><td style="background-color: #ffff00;">C</td></tr> <tr><td></td><td style="background-color: #ffff00;">A</td><td style="background-color: #ff8c00;">E</td></tr> </table>				B						D		C		A	E	1	27
B																			
D		C																	
	A	E																	
6	30	Ma Me				Asc SaR													
5	22	4	33	3	39	2	31												
Su Ju		Ve		Ke															

[Southern Natal and Divisional Chart](#)
[Transit Default Location Settings](#)

Fig. 13A – Franks' transit data and natal data

Enter Transit Date:	11-Jun-05		
Name of the Event:			

TRANSIT CHART DATA			
KAS Ayanamsa:		23:1:44	
Planet	Degrees	Nakshatra	Lord
As	16 Li 13	Swati	Ra
Su	27 Ta 59	Mrigashira	Ma
Mo	22 Cn 57	Aslesha	Me
Ma	6 Pi 48	U.Bhadrapada	Sa
Me	8 Ge 10	Ardra	Ra
Ju	15 Vi 58	Hasta	Mo
Ve	17 Ge 2	Ardra	Ra
Sa	2 Cn 42	Punarvasu	Ju
Ra	26 Pi 43	Revati	Me
Ke	26 Vi 43	Chitra	Ma

NATAL CHART DATA				
Planet	Degrees	Nakshatra	Lord	Navamsa
As	14 Le 30	P.Phalguni	Ve	Le
Su	24 Sg 12	P.Asadha	Ve	Sc
Mo	19 Pi 38	Revati	Me	Sg
Ma	9 Cp 35	U.Asadha	Su	Pi
Me	8 Cp 52	U.Asadha	Su	Pi
Ju	19 Sg 32	P.Asadha	Ve	Vi
Ve	29 Sc 53	Jyestha	Me	Pi
SaR	13 Le 33	P.Phalguni	Ve	Le
Ra	8 Ar 52	Aswini	Ke	Ge
Ke	8 Li 52	Swati	Ra	Sg

In Franks' transit chart, you can see that his transiting Mars joins up with transiting Rahu and his natal Moon (natural ruler of his 4th house of heart) in his 8th house of life and death issues.

In this manner we can analyze two charts using the KAS program and see how the events played themselves out on June 11, 2005. Frank had to have 2 blockages removed from his arteries using what they call stents, which is a sort of inner tubing that holds the weak part of the artery from collapsing in on itself again. There was a third blockage that they couldn't remove with a stent however and used medications to try and dissolve it. So far Frank is doing well and is back to work.